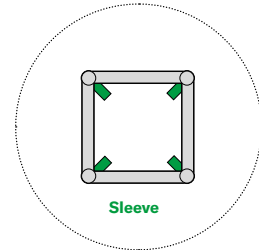


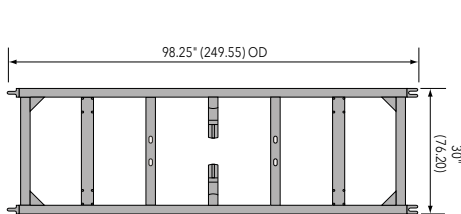
# Touring truss

## Heavy-duty pre-rig truss 30 x 30 spigoted

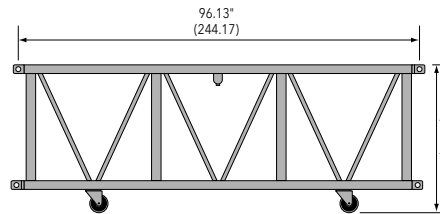
- › Heavy-duty pre-rig truss 30 x 30 spigoted
- › Standard lengths are 66", 96" and 126"
- › Equipped with steel spigots
- › Main chords are 2" OD x 3/16" aluminum
- › Diagonals are 1-1/2" OD x 1/8" aluminum
- › Fabricated by AWS / SFL certified welders



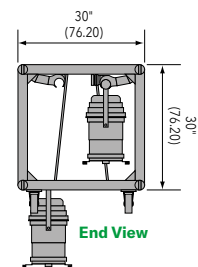
### Plan Views - Connector Orientation Specified by Customer



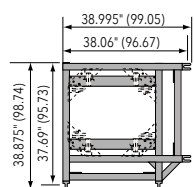
Plan



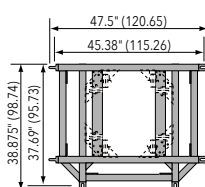
Elevation



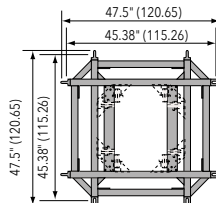
End View



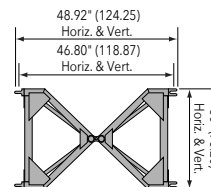
2-Way Corner Block



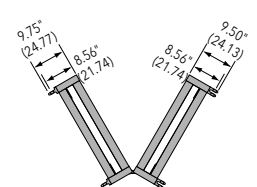
3-Way Corner Block



4-Way Corner Block



Horizontal Variable Corner



Center Pivot Horiz. Articulating Block

## Loading chart

Span feet (meters)	Maximum allowable uniform loads			Maximum allowable point loads					
	Load lbs/ft	Load lbs (kgs)	Max Defl in.	center point		third point		quarter point	
				Load lbs (kgs)	Max Defl. in.	Load lbs (kgs)	Max Defl. in.	Load lbs (kgs)	Max Defl. in.
8 (2.43)	2849	22821 (10352)	0.03	22220 (10079)	0.05	11410 (5176)	0.04	7608 (3451)	0.04
16 (4.87)	1374	22012 (9985)	0.24	11010 (4994)	0.20	8260 (3747)	0.25	5507 (2498)	0.23
24 (7.31)	602	14466 (6562)	0.55	7236 (3282)	0.44	5427 (2462)	0.56	3618 (1641)	0.52
32 (9.75)	331	10605 (4810)	0.97	5315 (2411)	0.79	3986 (1808)	0.99	2657 (1205)	0.93
40 (12.19)	206	8250 (3742)	1.52	4136 (1876)	1.24	3102 (1407)	1.55	2068 (938)	1.45
48 (14.63)	138	6632 (3008)	2.18	3329 (1510)	1.80	2497 (1133)	2.23	1665 (755)	2.09
56 (17.06)	97	5439 (2467)	2.97	2735 (1241)	2.47	2051 (930)	3.04	1367 (620)	2.85
64 (19.50)	70	4485 (2034)	3.85	2273 (1031)	3.26	170 (773)	3.97	1136 (515)	3.74

Spigots Only

Note: Deflections reported in the tables on the left are the maximum expected for full loadings (indoor only). All loads are based on 10' (3.05 m) sections. Other section lengths are available. Load tables are reprinted from engineering reports developed by Parkhill, Smith & Cooper, Inc., Structural Engineers, and apply to truss fabricated after December 1989.

## Heavy-duty pre-rig truss 30 x 30 spigoted Connections are steel spigots & 3/4" clevis pins

Product Description	Item Code	Weight lbs (kgs)
66" HDPRT TRUSS (EMPTY)	TC 3030-066S	122 (53)
96" HDPRT TRUSS (EMPTY)	TC 3030-096S	147 (61)
126" HDPRT TRUSS (EMPTY)	TC 3030-126S	164 (74)
HDPRT 2-WAY CORNER BLOCK	TC 3030-C2S	109 (38)
HDPRT 3-WAY CORNER BLOCK	TC 3030-C3S	134 (48)
HDPRT 4-WAY CORNER BLOCK	TC 3030-C4S	160 (59)
HDPRT 2-WAY SLEEVE FOR 16" TOWER	TC 3030-S2S	159 (52)
HDPRT 3-WAY SLEEVE FOR 16" TOWER	TC 3030-S3S	181 (62)
HDPRT 4-WAY SLEEVE FOR 16" TOWER	TC 3030-S4S	204 (73)
3/4" CLEVIS PIN	TC CP-75	0.4 (0.18)
MEDIUM R-CLIP	TC RC-MED	- (-)