


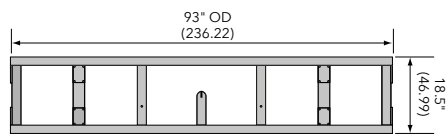
# Touring truss

## Single hung pre-rig truss 26 x 18.5 plated

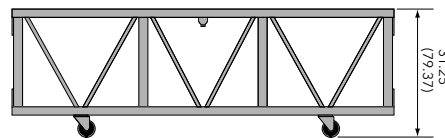
- › Single hung pre-rig truss 26 x 18.5 plated
- › Standard length are 63", 93" and 123"
- › Equipped with bolts
- › Main chords are 2" OD x 1/8" aluminum
- › Diagonals are 1" OD x 1/8" aluminum
- › Fabricated by AWS / SFL certified welders



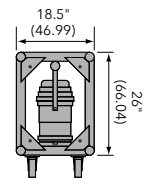
### Plan Views



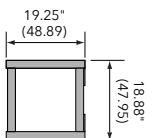
Plan



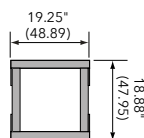
Elevation



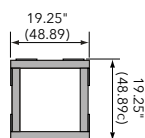
End View



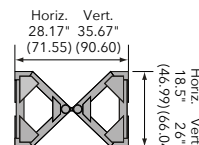
2-Way Corner Block



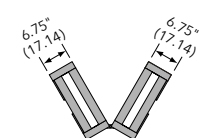
3-Way Corner Block



4-Way Corner Block



Center Pivot Horiz. Articulating Block



Horizontal Variable Corner

## Loading chart

Span feet (meters)	Maximum allowable uniform loads			Maximum allowable point loads					
	Load lbs/ft	Load lbs (kgs)	Max Defl in.	center point	Max Defl. in.	third point	Max Defl. in.	quarter point	Load lbs (kgs)
7'-9" (2.35)	1136	8804 (3993)	0.02	8251 (3743)	0.03	4403 (1997)	0.03	2936 (1332)	0.03
15'-6" (4.72)	526	8153 (3698)	0.16	4077 (1849)	0.13	3058 (1387)	0.17	2038 (924)	0.16
23'-3" (7.04)	229	5324 (2415)	0.37	2664 (1208)	0.30	1998 (906)	0.38	1332 (604)	0.35
31'-0" (9.44)	125	3875 (1758)	0.65	1941 (880)	0.53	1456 (660)	0.67	970 (604)	0.62
38'-9" (11.80)	77	2983 (1358)	1.02	1494 (678)	0.83	1120 (508)	1.04	747 (339)	0.97
46'-6" (14.17)	50	2325 (1055)	1.44	1185 (538)	1.21	889 (403)	1.50	593 (269)	1.41
54'-3" (16.52)	35	1898 (861)	1.99	956 (434)	1.67	717 (325)	2.03	478 (217)	1.92

5/8" diameter Grade 8 Bolts with standard washers through 3/8" gusset plates

Note: Deflections reported in the tables on the left are the maximum expected for full loadings (indoor only). All loads are based on 10' (3.05 m) sections. Other section lengths are available. Load tables are reprinted from engineering reports developed by Parkhill, Smith & Cooper, Inc., Structural Engineers, and apply to truss fabricated after December 1989.

## Single hung pre-rig truss 26 x 18.5 plated Connections are single sets of bolts

Product Description	Item Code	Weight lbs (kgs)
63" SHPRT TRUSS (EMPTY)	TC 2618-063B	73 (33)
93" SHPRT TRUSS (EMPTY)	TC 2618-093B	90 (41)
123" SHPRT TRUSS (EMPTY)	TC 2618-123B	109 (50)
SHPRT 2-WAY CORNER BLOCK	TC 2618-C2B	30 (13)
SHPRT 3-WAY CORNER BLOCK	TC 2618-C3B	35 (16)
SHPRT 4-WAY CORNER BLOCK	TC 2618-C4B	39 (18)