

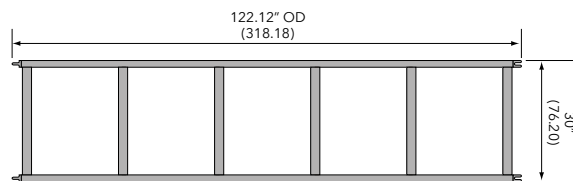
Box truss

Ballroom truss 12 x 30 spigoted

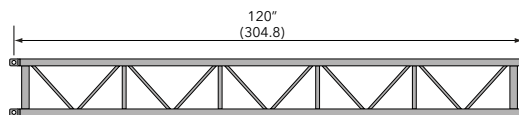
- › Ballroom truss 12 x 30 spigoted
- › Standard lengths are 10', 8' and 5'
- › Custom lengths available upon request
- › Equipped with steel spigots
- › Main chords are 2" OD x 3/16" aluminum
- › Diagonals are 1" OD x 1/8" aluminum
- › Fabricated by AWS / SFL certified welders



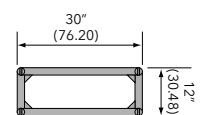
Plan Views – Connector Orientation Specified by Customer



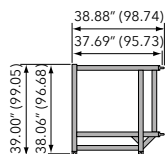
Plan



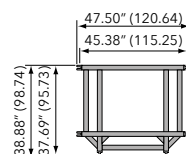
Elevation



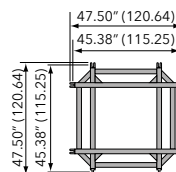
End View



2-Way Corner Block



3-Way Corner Block



4-Way Corner Block

Loading chart

Span feet (meters)	Maximum allowable uniform loads			Maximum allowable point loads					
	Load lbs/ft	Load lbs (kgs)	Max Defl. in.	center point		third point		quarter point	
				Load lbs (kgs)	Max Defl. in.	Load lbs (kgs)	Max Defl. in.	Load lbs (kgs)	Max Defl. in.
5 (1.52)	2272	11360 (5153)	0.03	11361 (5153)	0.05	5681 (2577)	0.04	3787 (1718)	0.04
10 (3.05)	1120	11200 (5080)	0.23	6299 (2857)	0.21	4724 (2143)	0.27	3150 (1429)	0.25
15 (4.57)	680	10200 (4626)	0.72	5106 (2316)	0.58	3112 (1412)	0.60	2489 (1129)	0.67
20 (6.09)	303	6060 (2749)	1.04	3036 (1377)	0.85	2277 (1033)	1.07	1518 (689)	1.00
25 (7.62)	192	4800 (2177)	1.67	2942 (1334)	1.63	1767 (802)	1.67	1267 (575)	1.67
30 (9.14)	105	3150 (1429)	2.00	1897 (860)	1.93	1157 (525)	2.00	830 (377)	2.00
35 (10.67)	60	2100 (953)	2.33	1229 (557)	2.20	778 (353)	2.33	558 (253)	2.33
40 (12.21)	34	1360 (617)	2.58	697 (316)	2.26	523 (237)	2.37	349 (158)	2.54

Note: Deflections reported in the tables on the left are the maximum expected for full loadings (indoor only). All loads are based on 10' (3.05 m) sections. Other section lengths are available. Load tables are reprinted from engineering reports developed by Parkhill, Smith & Cooper, Inc., Structural Engineers, and apply to truss fabricated after December 1989.

Ballroom truss 12 x 30 spigoted Connections are steel spigots & 3/4" clevis pins

Product Description	Item Code	Weight lbs (kgs)
5 FT BALLROOM TRUSS	TC 1230-060S	75 (34.0)
8 FT BALLROOM TRUSS	TC 1230-096S	105 (47.6)
10 FT BALLROOM TRUSS	TC 1230-120S	126 (57.2)
BALLROOM SPIGOTED 2-WAY CORNER BLOCK	TC 1230-C2S	45 (20.4)
BALLROOM SPIGOTED 3-WAY CORNER BLOCK	TC 1230-C3S	56 (25.4)
BALLROOM SPIGOTED 4-WAY CORNER BLOCK	TC 1230-C4S	68 (30.9)
3/4" CLEVIS PIN	TC CP-75	0.4 (0.18)
MEDIUM R-CLIP	TC RC-MED	- (-)