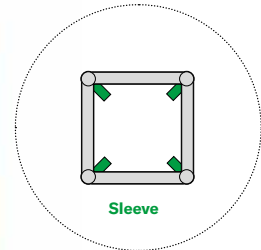



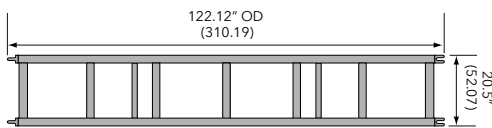
Box truss

Medium-duty truss 20.5 x 20.5 spigoted

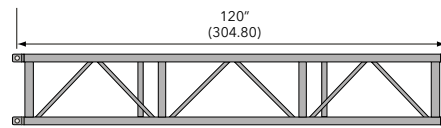
- › Medium-duty truss 20.5 x 20.5 spigoted
- › Standard lengths are 10', 8' and 5'
- › Custom lengths available upon request
- › Equipped with steel spigots
- › Main chords are 2" OD x 3/16" aluminum
- › Diagonals are 1" OD x 1/8" aluminum
- › Available with casters
- › Fabricated by AWS / SFL certified welders



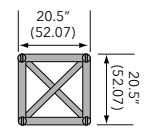
Plan Views – Connector Orientation Specified by Customer – 5-Way & 6-Way Corners Available



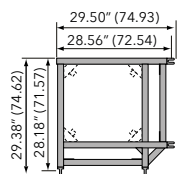
Plan



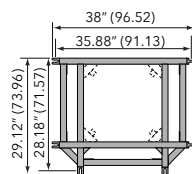
Elevation



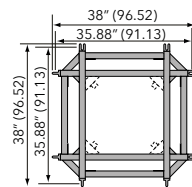
End View



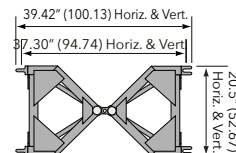
2-Way Corner Block



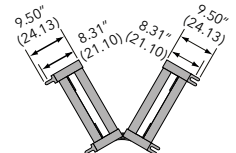
3-Way Corner Block



4-Way Corner Block



Center Pivot Horiz. Articulating Block



Horizontal Variable Corner

Loading chart

Span feet (meters)	Maximum allowable uniform loads			Maximum allowable point loads					
	Load lbs/ft	Load lbs (kgs)	Max Defl. in.	center point		third point		quarter point	
				Load lbs (kgs)	Max Defl. in.	Load lbs (kgs)	Max Defl. in.	Load lbs (kgs)	Max Defl. in.
10 (3.05)	920	9200 (4173)	0.06	9204 (4175)	0.09	4602 (2087)	0.08	3068 (1392)	0.07
20 (6.09)	450	9000 (4082)	0.45	5797 (2630)	0.46	4348 (1972)	0.59	2898 (1315)	0.54
30 (9.14)	252	7560 (3429)	1.29	3781 (1715)	1.04	2836 (1286)	1.32	1891 (858)	1.23
40 (12.19)	137	5480 (2486)	2.28	2748 (1246)	1.86	2061 (935)	2.34	1374 (623)	2.18
50 (15.24)	77	3850 (1746)	3.30	2109 (957)	2.94	1429 (648)	3.33	1025 (465)	3.33

Note: Deflections reported in the tables on the left are the maximum expected for full loadings (indoor only). All loads are based on 10' (3.05 m) sections. Other section lengths are available. Load tables are reprinted from engineering reports developed by Parkhill, Smith & Cooper, Inc., Structural Engineers, and apply to truss fabricated after December 1989.

Medium-duty truss 20.5 x 20.5 spigoted Connections are steel spigots & 3/4" clevis pins

Product Description	Item Code	Weight lbs (kgs)
5 FT MEDIUM-DUTY TRUSS	TC 2020-060S	79 (36)
8 FT MEDIUM-DUTY TRUSS	TC 2020-096S	104 (47)
10 FT MEDIUM-DUTY TRUSS	TC 2020-120S	115 (53)
MEDIUM-DUTY 2-WAY CORNER	TC 2020-C2S	67 (31)
MEDIUM-DUTY 3-WAY CORNER	TC 2020-C3S	90 (41)
MEDIUM-DUTY 4-WAY CORNER	TC 2020-C4S	113 (51)
MEDIUM-DUTY 5-WAY CORNER	TC 2020-C5S	142 (65)
MEDIUM-DUTY 6-WAY CORNER	TC 2020-C6S	168 (77)
MD ARTICULATING HORIZ. (center pivot)	TC 2020-AHS	82 (38)
MD ARTICULATING VERT. (center pivot)	TC 2020-AVS	82 (38)
MD VARIABLE CORNER HORIZ. (book style with brace)	TC 2020-VHS	62 (28)
MD VARIABLE CORNER VERT. (book style with brace)	TC 2020-VVS	62 (28)
MD 2-WAY SLEEVE FOR 12" TOWER	TC 2020-S2S	79 (36)
MD 3-WAY SLEEVE FOR 12" TOWER	TC 2020-S3S	101 (46)
MD 4-WAY SLEEVE FOR 12" TOWER	TC 2020-S4S	124 (57)
3/4" CLEVIS PIN	TC CP-75	0.4 (0.18)
MEDIUM R-CLIP	TC RC-MED	- (-)