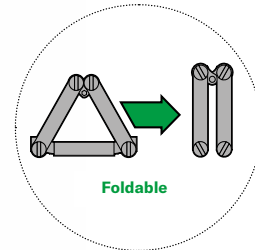


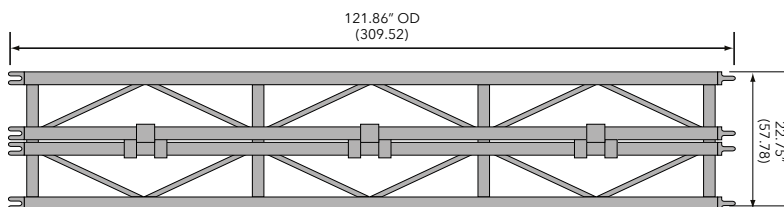
Triangle truss

Folding triangle truss 20.5 spigoted

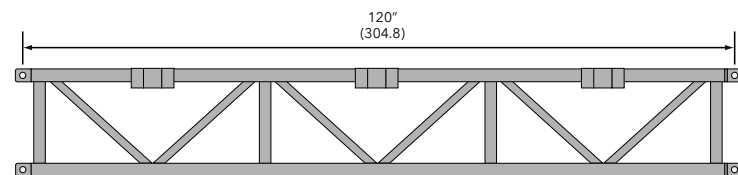
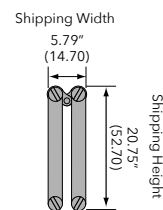
- › Folding triangle truss 20.5 spigoted
- › Standard lengths are 10', 8' and 5'
- › Custom lengths available upon request
- › Equipped with steel spigots
- › Main chords are 2" OD x 1/8" aluminum
- › Diagonals are 1" OD x 1/8" aluminum
- › Snap braces provided to lock truss in an open position
- › Fabricated by AWS / SFL certified welders



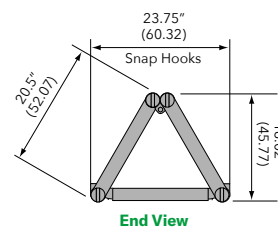
Plan Views



Plan



Elevation



End View

Loading chart

| Span feet (meters) | Maximum allowable uniform loads | | | Maximum allowable point loads | | | | | |
|--------------------|---------------------------------|----------------|--------------|-------------------------------|---------------|----------------|---------------|----------------|---------------|
| | Load lbs/ft | Load lbs (kgs) | Max Defl in. | center point | | third point | | quarter point | |
| | | | | Load lbs (kgs) | Max Defl. in. | Load lbs (kgs) | Max Defl. in. | Load lbs (kgs) | Max Defl. in. |
| 10 (3.05) | 653 | 6530 (2962) | 0.08 | 4468 (2027) | 0.09 | 3266 (1481) | 0.11 | 2177 (987) | 0.10 |
| 20 (6.09) | 217 | 4340 (1969) | 0.42 | 2178 (988) | 0.34 | 1633 (741) | 0.44 | 1089 (494) | 0.41 |
| 30 (9.14) | 92 | 2760 (1252) | 0.95 | 1389 (630) | 0.78 | 1042 (473) | 0.98 | 695 (315) | 0.92 |
| 40 (12.21) | 48 | 1920 (871) | 1.68 | 976 (443) | 1.41 | 732 (332) | 1.74 | 488 (221) | 1.63 |

Spigots Only

Note: Deflections reported in the tables on the left are the maximum expected for full loadings (indoor only). All loads are based on 10' (3.05 m) sections. Other section lengths are available. Load tables are reprinted from engineering reports developed by Parkhill, Smith & Cooper, Inc., Structural Engineers, and apply to truss fabricated after December 1989.

Folding triangle truss 20.5 spigoted Connections are steel spigots & 3/4" clevis pins

| Product Description | Item Code | Weight lbs (kgs) |
|------------------------------|----------------|------------------|
| 5 FT FOLDING TRIANGLE TRUSS | TC 20FT-060S | 55 (25) |
| 8 FT FOLDING TRIANGLE TRUSS | TC 20FT-096S | 77 (35) |
| 10 FT FOLDING TRIANGLE TRUSS | TC 20FT-120S | 85 (39) |
| 3/4" CLEVIS PIN | TC CP-75 | 0.25 (0.11) |
| TOP HITCH PIN 3/4" x 4-3/4" | TC HP5/8X4-3/4 | 0.57 (0.26) |
| MEDIUM R-CLIP | TC RC- MED | - (-) |