Triangle truss

Folding triangle truss 14 spigoted

- **Folding triangle truss 14 spigoted**
- **Standard lengths are 10', 8' and 5'**
- **Custom lengths available upon request**
- **Equipped with steel spigots**
- **Main chords are 2" OD x 1/8" aluminum**
- **Diagonals are 1" OD x 1/8" aluminum**
- **Snap Braces provided to lock truss in open position**
- **Fabricated by AWS / SFL certified welders**

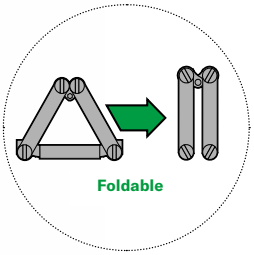

Plan Views

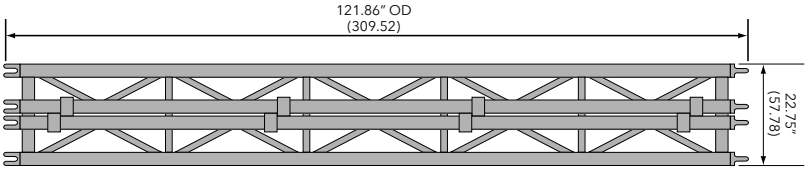

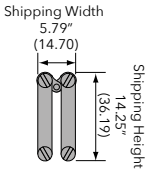

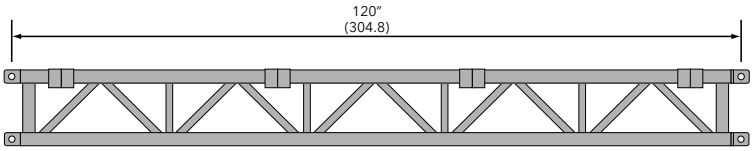

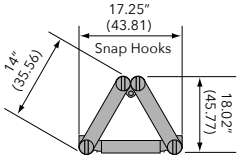

Loading chart

	Maximum allowable uniform loads			Maximum allowable point loads					
				center point		third point		quarter point	
Span ft (mtrs)	**Load lbs/ft**	**Load lbs (kgs)**	**Max Defl in.**	**Load lbs (kgs)**	**Max Defl. in.**	**Load lbs (kgs)**	**Max Defl. in.**	**Load lbs (kgs)**	**Max Defl. in.**
10 (3.05)	**577**	**5770** (2617)	**0.16**	**2889** (1310)	**0.13**	**2167** (983)	**0.17**	**1445** (655)	**0.15**
20 (6.09)	**139**	**2780** (1261)	**0.65**	**1394** (632)	**0.53**	**1046** (474)	**0.67**	**697** (316)	**0.62**
30 (9.14)	**58**	**1740** (789)	**1.46**	**874** (396)	**1.20**	**655** (297)	**1.49**	**437** (198)	**1.40**

Spigots Only

Note: Deflections reported in the tables on the left are the maximum expected for full loadings (indoors only). All loads are based on 10' (3.05 m) sections. Other section lengths are available. Load tables are reprinted from engineering reports developed by Parkhill, Smith & Cooper, Inc., structural engineers, and apply to truss fabricated after December 1989.

Folding TRIANGLE truss 14 spigoted connections are aluminum spigots & 5/8" clevis pins

Product Description	Item Code	Weight lbs (kgs)	
5 FT FOLDING TRIANGLE TRUSS	TC 14FT-060S	54	(25)
8 FT FOLDING TRIANGLE TRUSS	TC 14FT-096S	71	(32)
10 FT FOLDING TRIANGLE TRUSS	TC 14FT-120S	78	(36)
5/8" CLEVIS PIN	TC CP-625	0.25	(0.11)
TOP HITCH PIN 5/8" x 4-3/4"	TC HP5/8X4-3/4	0.57	(0.26)
MEDIUM R-CLIP	TC RC- MED	-	(-)