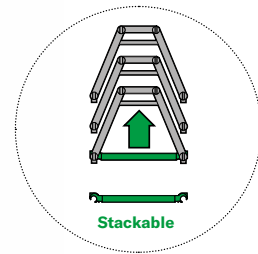


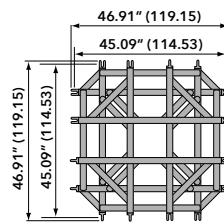
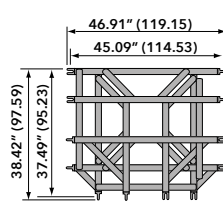
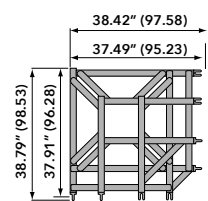
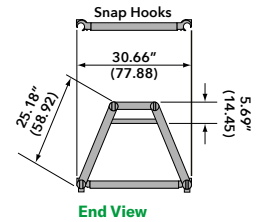
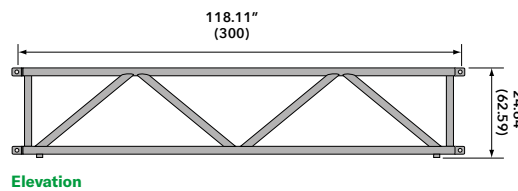
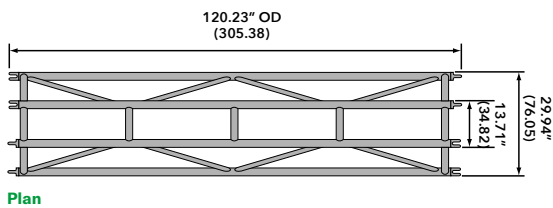
# Box truss

## Stacking truss 25 spigoted

- › Stacking truss 25 spigoted
- › Standard lengths are 10', 8' and 5'
- › Custom lengths available upon request
- › Truss dollies available
- › Equipped with steel spigots
- › Main chords are 1.90" OD x 3/16" aluminum
- › Diagonals are 1.5" OD x 1/8" aluminum
- › Snap Braces provided
- › Fabricated by AWS / SFL certified welders



Plan Views – Connector Orientation Specified by Customer



2-Way Corner Block

3-Way Corner Block

4-Way Corner Block

## Loading chart

| Span feet (meters) | Maximum allowable uniform loads |                |              | Maximum allowable point loads |               |             |               |               |                |
|--------------------|---------------------------------|----------------|--------------|-------------------------------|---------------|-------------|---------------|---------------|----------------|
|                    | Load lbs/ft                     | Load lbs (kgs) | Max Defl in. | center point                  | Max Defl. in. | third point | Max Defl. in. | quarter point | Load lbs (kgs) |
| 10 (3.05)          | 1107                            | 11070 (5021)   | 0.05         | 10206 (4629)                  | 0.08          | 5451 (2472) | 0.07          | 3634 (1648)   | 0.07           |
| 20 (6.09)          | 511                             | 10220 (4636)   | 0.39         | 5033 (2283)                   | 0.32          | 3775 (1712) | 0.40          | 2517 (1142)   | 0.37           |
| 30 (9.14)          | 222                             | 6660 (3021)    | 0.88         | 3278 (1487)                   | 0.71          | 2458 (1115) | 0.90          | 1639 (743)    | 0.84           |
| 40 (12.21)         | 120                             | 4800 (2177)    | 1.56         | 2377 (1078)                   | 1.28          | 1783 (809)  | 1.60          | 1189 (539)    | 1.50           |
| 50 (15.24)         | 73                              | 3650 (1656)    | 2.43         | 1818 (825)                    | 2.02          | 1364 (619)  | 2.50          | 909 (412)     | 2.35           |
| 60 (18.28)         | 48                              | 2880 (1306)    | 3.51         | 1430 (649)                    | 2.94          | 1072 (486)  | 3.60          | 715 (324)     | 3.39           |

Spigots Only

Note: Deflections reported in the tables on the left are the maximum expected for full loadings (indoor only). All loads are based on 10' (3.05 m) sections. Other section lengths are available. Load tables are reprinted from engineering reports developed by Parkhill, Smith & Cooper, Inc., Structural Engineers, and apply to truss fabricated after December 1989.

## Stacking truss 25 spigoted Connections are steel spigots & 5/8" clevis pins

| Product Description  | Item Code    | Weight lbs (kgs) |
|----------------------|--------------|------------------|
| 5 FT STACKING TRUSS  | TC 25SK-060S | 45 (20.4)        |
| 8 FT STACKING TRUSS  | TC 25SK-096S | 72 (32.7)        |
| 10 FT STACKING TRUSS | TC 25SK-120S | 90 (40.8)        |
| 2-WAY CORNER BLOCK   | TC 25SK-C2S  | 96 (43.52)       |
| 3-WAY CORNER BLOCK   | TC 25SK-C3S  | 120 (54.40)      |
| 4-WAY CORNER BLOCK   | TC 25SK-C4S  | 143 (64.83)      |
| 5/8" CLEVIS PIN      | TC CP-625    | 0.25 (0.11)      |
| SMALL R-CLIP         | TC RC-SM     | - (-)            |