

# truss

(core)<sup>12</sup> truss 12 x 12 plated

## (core)<sup>12</sup> truss 12 x 12 plated

Standard lengths are 10', 8' and 5'  
Custom lengths available upon request

Equipped with bolts  
Main chords are 2" OD x 1/8" aluminum  
Diagonals are 1" OD x 1/8" aluminum  
Fabricated by certified welders

| No. of<br>Sects.   | Span<br>ft (mtrs) | Maximum allowable<br>uniform loads |                   |                     | Maximum allowable point loads |                     |                   |                     |                   |                     |
|--|-------------------|------------------------------------|-------------------|---------------------|-------------------------------|---------------------|-------------------|---------------------|-------------------|---------------------|
|  |                   | Load<br>lbs/ft                     | Load<br>lbs (kgs) | Max<br>Defl.<br>in. | center point                  |                     | third point       |                     | quarter point     |                     |
|  |                   |                                    |                   |                     | Load<br>lbs (kgs)             | Max<br>Defl.<br>in. | Load<br>lbs (kgs) | Max<br>Defl.<br>in. | Load<br>lbs (kgs) | Max<br>Defl.<br>in. |
| 5/8" diameter Grade 8 Bolts with standard washers through 3/8" gusset plates |                   |                                    |                   |                     |                               |                     |                   |                     |                   |                     |
| 1  | 10 (3.04)         | 497                                | 4907 (2226)       | 0.18                | 2483 (1129)                   | 0.14                | 1862 (846)        | 0.18                | 1242 (565)        | 0.17                |
| 2  | 20 (6.09)         | 120                                | 2400 (1089)       | 0.90                | 1200 (545)                    | 0.77                | 900 (409)         | 0.92                | 600 (273)         | 0.87                |
| 3  | 30 (9.14)         | 50                                 | 1500 (680)        | 1.98                | 753 (342)                     | 1.69                | 565 (257)         | 2.01                | 377 (171)         | 1.91                |
| 4  | 40 (12.21)        | 26                                 | 1040 (471)        | 3.41                | 516 (235)                     | 2.95                | 387 (176)         | 3.46                | 258 (117)         | 3.30                |

Note: Deflections reported in the above tables are maximum expected for full loadings (indoors only). All loads are based on 10' (3.04 m) sections. Other section lengths are available. Load tables are reprinted from engineering reports developed by Theta Consulting and apply to truss fabricated after March, 2009.

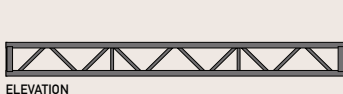
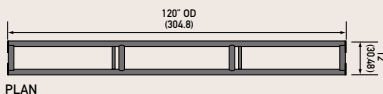
# truss

(core) truss 12 x 12 plated



(core) truss 12 x 12 plated  
Connections are single sets of bolts

| Product Description                         | Item Code     | Weight<br>lbs (kgs) |
|---|---------------|---------------------|
| 5-FT LIGHT DUTY PLATED TRUSS                | TC C1212-060B | 33 (15)             |
| 8-FT LIGHT DUTY PLATED TRUSS                | TC C1212-096B | 49 (22)             |
| 10-FT LIGHT DUTY PLATED TRUSS               | TC C1212-120B | 60 (27)             |
| LIGHT DUTY PLATED 2-WAY CORNER BLOCK        | TC 1212-C2B   | 16 (7)              |
| LIGHT DUTY PLATED 3-WAY CORNER BLOCK        | TC 1212-C3B   | 20 (9)              |
| LIGHT DUTY PLATED 4-WAY CORNER BLOCK        | TC 1212-C4B   | 22 (10)             |
| LIGHT DUTY PLATED 5-WAY CORNER BLOCK        | TC 1212-C5B   | 26 (12)             |
| LIGHT DUTY PLATED 6-WAY CORNER BLOCK        | TC 1212-C6B   | 28 (13)             |
| LIGHT DUTY PLATED HORIZ. ARTICULATING BLOCK | TC 1212-AHB   | 33 (15)             |
| LIGHT DUTY PLATED VERT. ARTICULATING BLOCK  | TC 1212-AVB   | 33 (15)             |



PLAN VIEWS 5-Way & 6-Way Available



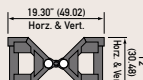
2-Way Corner Block



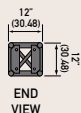
3-Way Corner Block



4-Way Corner Block



Center Pivot  
Horiz. Articulating Block



END  
VIEW