



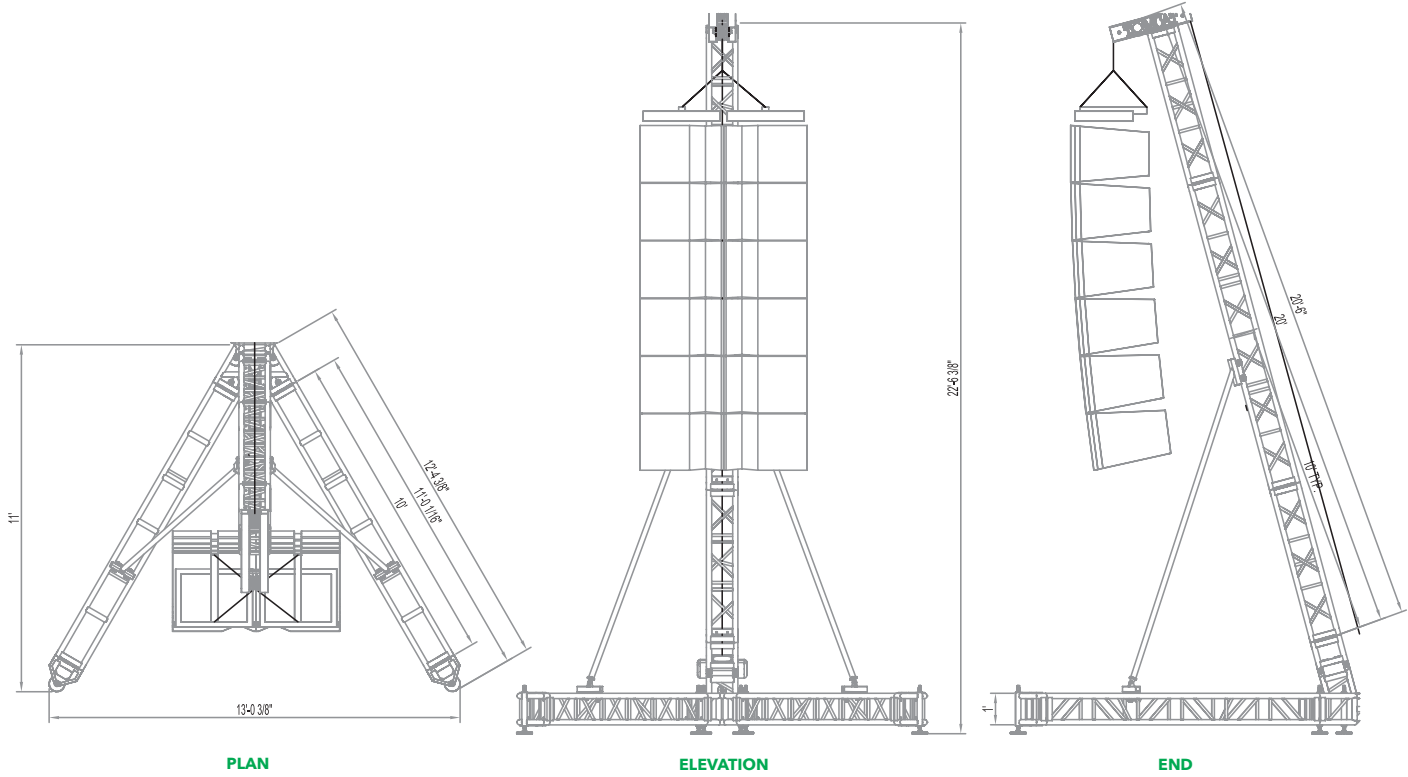
Sound delay towers

Speaker Tower L-25

- › Constructed with 12" Light-duty plated truss
- › Max. load capacity of 1,500 lbs.
- › Engineered to safely operate in wind speeds up to a maximum of 40 mph



ALL TOWER FABRICATED BY AWS CERTIFIED WELDERS
ALL COMPONENTS COMPLY WITH ANSI E1.2
ENGINEERING REPORTS SUPPLIED WITH TOWER PURCHASE



ITEM CODE	DESCRIPTION	QTY.
TC SPKR-L25-B10	10' LD SPEAKER TOWER TRUSS	1
TC SPKR-L25-B15	5' LD SPEAKER TOWER TRUSS	2
TC SPKR-L25-B20	LD SPEAKER TOWER HINGE BLOCK	1
TC SPKR-L25-B30	STABILIZER ARM	1
TC SPKR-L25-B35	STABILIZER ARM	1
TC SPKR-L25-B40	L25 SPEAKER TOWER LEVELING FEET	2
TC 1212-120B	10' STANDARD LIGHT-DUTY TRUSS	2
TC 12GS-HBB	12" GROUND SUPPORT HEADBLOCK	1