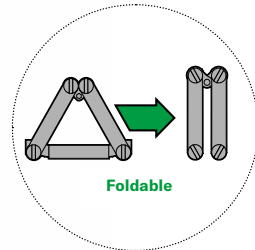


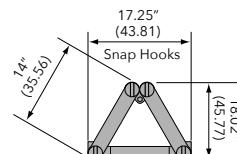
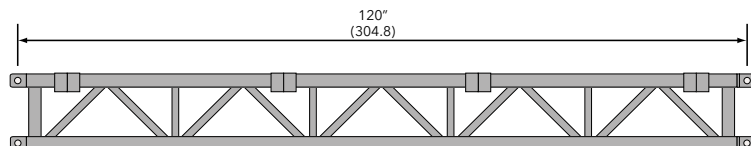
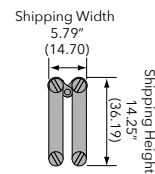
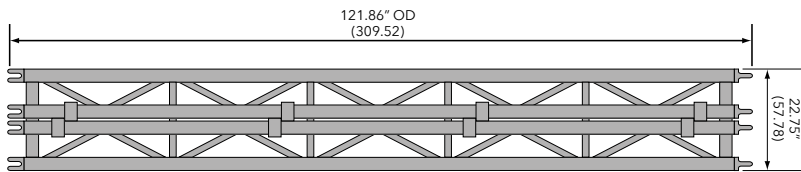
Triangle truss

Folding triangle truss 14 spigoted

- › Folding triangle truss 14 spigoted
- › Standard lengths are 10', 8' and 5'
- › Custom lengths available upon request
- › Equipped with steel spigots
- › Main chords are 2" OD x 1/8" aluminum
- › Diagonals are 1" OD x 1/8" aluminum
- › Snap braces provided to lock truss in open position
- › Fabricated by AWS / SFL certified welders



Plan Views



Loading chart

Span feet (meters)	Maximum allowable uniform loads			Maximum allowable point loads					
	Load lbs/ft	Load lbs (kgs)	Max Defl in.	center point	Max Defl. in.	third point	Max Defl. in.	quarter point	Load lbs (kgs)
10 (3.05)	577	5770 (2617)	0.16	2889 (1310)	0.13	2167 (983)	0.17	1445 (655)	0.15
20 (6.09)	139	2780 (1261)	0.65	1394 (632)	0.53	1046 (474)	0.67	697 (316)	0.62
30 (9.14)	58	1740 (789)	1.46	874 (396)	1.20	655 (297)	1.49	437 (198)	1.40

Spigots Only

Note: Deflections reported in the tables on the left are the maximum expected for full loadings (indoor only). All loads are based on 10' (3.05 m) sections. Other section lengths are available. Load tables are reprinted from engineering reports developed by Parkhill, Smith & Cooper, Inc., Structural Engineers, and apply to truss fabricated after December 1989.

Folding triangle truss 14 spigoted Connections are steel spigots & 3/4" clevis pins

Product Description	Item Code	Weight lbs (kgs)
5FT FOLDING TRIANGLE TRUSS	TC 14FT-060S	54 (25)
8FT FOLDING TRIANGLE TRUSS	TC 14FT-096S	71 (32)
10FT FOLDING TRIANGLE TRUSS	TC 14FT-120S	78 (36)
3/4" CLEVIS PIN	TC CP-75	0.4 (0.18)
TOP HITCH PIN 3/4" x 4-3/4"	TC HP3/4X4-3/4	0.7 (0.32)
MEDIUM R-CLIP	TC RC-MED	- (-)