

# Crowd barriers



## CROWD BARRIER - STANDARD MODULE

### TC CWB-B

They are standard lightweight crowd control systems. They can be bolted together for one firmly anchored fence that will remain in place even in very agitated situations. They fold flat after use and can be stacked on dollies or easy transport and storage.

Material	Dimensions	Weight
Aluminum alloy EN AW-6082 T6	40.74 x 49.21 x 46.65 (H) inch 1035 x 1250 x 1185 (H) mm	88.85 lbs 40.3 kg

Connection kit included



## CROWD BARRIER - ADJUSTABLE CORNER MODULE

### TC CWB-VC

Apart from the standard section, the barrier can be delivered in several corner types to meet any environment requirements. It folds flat after use and can be stacked on dollies for easy transport and storage.

Material	Dimensions	Weight
Aluminum alloy EN AW-6082 T6	40.74 x 49.21 x 46.65 (H) inch 1035 x 1250x1185 (H) mm	105.82 lbs 48 kg

Connection kit included



## CROWD BARRIER - STANDARD HALF MODULE

### TC CWB-BH

Foldable, all aluminium barrier that's half the size of a standard barrier. Bolts together with single modules for a unified, firmly anchored barrier that withstands unruly crowds. Fold flat after use and stack on dollies for convenient transport and storage

Material	Dimensions	Weight
Aluminum alloy EN AW-6082 T6	20.39 x 49.21 x 46.65 (H) inch 518 x 1250 x 1186 (H) mm	45.85 lbs 20.8 kg

Connection kit included



## CROWD BARRIER - GATE ACCESS & CABLE SLOT MODULE

### TC CWB-DC

Crowd barriers are used ad hoc when audiences and spectators need to be held at a distance, but sometimes you need to have an easy access. This is the case with this variant provided with a gate. Crowd barriers ensure safety, high quality and ease of use with ergonomics and easy handling. They fold flat after use and can be stacked on dollies for easy transport and storage

Material	Dimensions	Weight
Aluminum alloy EN AW-6082 T6	40.74 x 49.21 x 46.65 (H) inch 1035 x 1250 x 1185 (H) mm	99.20 lbs 45 kg

Connection kit included



### CROWD BARRIER – CABLE ACCESS MODULE

TC CWB-BC

Crowd barriers are used at sports events, political rallies, parades, demonstrations, and outdoor and indoor performances. This model can hold cables for a safe way of laying and protecting cables, hoses and ducts. All profiles have soft, rounded edges for maximum comfort. They fold flat after use and can be stacked on dollies for easy transport and storage

Material	Dimensions	Weight
Aluminum alloy EN AW-6082 T6	40.74 x 49.21 x 46.65 (H) inch 1035 x 1250 x 1185 (H) mm	108.68 lbs 49.3 kg

Connection kit included




### CROWD BARRIER - TROLLEY MODULE

TC CWB-V-CART

A quality aluminum trolley has been developed to hold 10 folded standard crowd barriers. Crowd barriers folded flat are easily stored and transported in the trolley.

Material	Dimensions	Weight
Aluminum alloy EN AW-6082 T6	53.54 x 45.47 x 50.08 inch 1360 x 1155 x 1272 (H) mm	130.07 lbs 59 kg




### CROWD BARRIER – VARIO LIGHT MODULE

TC CWB-VL

A double-hinged corner without floorplate, the Vario Light module is a vertical part that connects with other barriers sections. This enables the Vario Light module to angle in any shape wanted varying from -90° to +90°.

Material	Dimensions	Weight
Aluminum alloy EN AW-6082 T6	41.53 x 45.07 inch 1055 x 1145 mm	44.09 lbs 20 kg

Connection kit included



### CROWD BARRIER – VARIO LIGHT WITH 15 CM MODULE

TC CWB-VLC

A double-hinged corner without floorplate, the Vario Light module is a vertical part that connects with other barriers sections. Barrier module with 15 cm cable slot. 0° to 90°

Material	Dimensions	Weight
Aluminum alloy EN AW-6082 T6	36.30 x 8.84 x 46.70 inch 922 x 250 x 1186 (H) mm	42,10 lbs 19.1 kg

Connection kit included

# Crowd barriers



## CROWD BARRIER – OUTSIDE CORNER 90° MODULE

TC CWB-OC90

Barrier module for cretaining 90° outside corners. Bolts together with single modules for a unified, firmly anchored barrier that withstands unruly crowds. Fold flat after use and stack on dollies for convenient transport and storage

Material	Dimensions	Weight
Aluminum alloy EN AW-6082 T6	38.11 x 70.00 x 46.69 inch 968 x 1778 x 1186 (H) mm	67.02 lbs 30.4 kg

Connection kit included



## CROWD BARRIER – INSIDE CORNER 30° MODULE

TC CWB-IC30

Barrier module for cretaining 30° inside corners. Bolts together with single modules for a unified, firmly anchored barrier that withstands unruly crowds. Fold flat after use and stack on dollies for convenient transport and storage.

Material	Dimensions	Weight
Aluminum alloy EN AW-6082 T6	27.01 x 49.21 x 46.69 inch 686 x 1250 x 1186 (H) mm	34,83 lbs 15.8 kg

Connection kit included



## CROWD BARRIER – INSIDE CORNER 90° MODULE

TC CWB-IC90

Barrier module for cretaining 90° inside corners. Bolts together with single modules for a unified, firmly anchored barrier that withstands unruly crowds. Fold flat after use and stack on dollies for convenient transport and storage.

Material	Dimensions	Weight
Aluminum alloy EN AW-6082 T6	30.80 x 69.88 x 46.69 inch 884 x 1775 x 1186 mm	60.62 lbs 27.5 kg

Connection kit included




## CROWD BARRIER – SINGLE GATE ACCESS MODULE

TC CWB-SGA

The single gate barrier module is the right choice when you need only one access point for crowds entering live events. Bolts together with single modules for a unified, firmly anchored barrier. Fold flat after use and stack on dollies for convenient transport and storage.

Material	Dimensions	Weight
Aluminum alloy EN AW-6082 T6	52.08 x 43.30 x 46.69 (H) inch 1323 x 1100 x 1186 (H) mm	126.97 lbs 57.6 kg



### CROWD BARRIER – TWO ENTRANCE CHECKPOINT


(2)TC CWB-B; (4)TC CWB-90C; (2)TC CWB-SGA

A safe and secure check point with two entry points. Easy to move, store, transport, install and disassemble. All aluminium construction offers you extreme durability during all seasons, as well resistance to aging and corrosion.

**Material**

Aluminum alloy EN AW-6082 T6

Connection kit included



### CROWD BARRIER – 90° COMPENSATOR

TC CWB-90C

The compensator serves as a standing area between the two entry points of the Two entrance check point and to connect the entry point to the standard barrier.

**Material**

Aluminum alloy EN AW-6082 T6


**Dimensions**

16.73 x 5.55 x 46.69 (H) inch  
425 x 141 x 1186 (H) mm

**Weight**

17.86 lbs  
8.1 kg

Connection kit included



### CROWD BARRIER - EMERGENCY GATE MODULE

TC CWB-EG

Emergency Gate Module provides immediate access to your audience when it counts the most. Footsteps above the deck allow for easier lifting of persons with health issue over the barrier and two separate door gates provide a convenient 115 cm entrance/exit point for your staff before, during and after the event.

**Material**

Aluminum alloy EN AW-6082 T6

**Dimensions**

81.50 x 49.21 x 46.69 (H) inch  
2070 x 1250 x 1186 mm

**Weight**

222.27 lbs  
100.8 kg

Connection kit included



### CROWD BARRIER – HEIGHT ADJUSTABLE ADAPTOR

TC CWB-LHA

height adjustable adapter ensures that your barrier modules are stable and secure on uneven ground and other types of challenging terrain.

**Material**

Aluminum alloy EN AW-6082 T6

**Weight**

9.48 lbs  
4.3 kg